


# Why Barudan?

Today's embroidery industry is more competitive than ever before. For your business to prosper, you need an edge. You need the Barudan edge.

With Barudan BENS series embroidery equipment you can count on high-quality, high-speed production. In addition, these multi-head machines are equipped with new user-friendly technology designed to make operation as simple as possible. As always, the Barudan machine is designed for optimum performance and profitability.

## Standard Features

- NS Controller based on simple icon display operation.
- 261,000 stitch capacity in 10 patterns. Expandable up to 696,000 stitches.
- Built-in 3.5" disk drive.
- Ability to update software from disk.
- Automat On-Off switch controls machine power.
- Choice of drop table, bridge and flatbed models.
- Large sewing fields available.
- Nine needle sewing head with individual take-up levers.
- Automatic color change.
- Automatic thread trimming.
- Variable sewing speed from 200 to 850 stitches per minute.
- Automatic slow start and stop prevents thread pullouts.
- Automatic thread break detection and 800 stitch backup.
- Reads and stores most popular embroidery machine formats.
- Memory backup automatically saves all patterns in memory to disk.
- Sock frame option allows automatic programming of two pattern repetitions to improve sock production.



- New Function List allows you to easily change needle sequence in one screen.
- Perimeter trace allows you to trace the outline of a design to insure proper frame selection and placement.
- 5-phase stepper motor for high-speed, high-quality production.
- Ability to convert multiple jump stitches into a single jump to enhance production speeds.
- Internal lithium battery backup system.



## Why Macpherson Meistergram?

Macpherson Meistergram has been in the embroidery machine business for well over half a century. We've got the experience to help your business prosper. Along with offering the finest line of embroidery machines available, Macpherson Meistergram provides you with the friendliest, most efficient service possible. Our technicians and customer service representatives go out of their way to insure customer satisfaction. And, our parts department maintains a complete line of parts and supplies, so you get what you want, when you want it. Give us a call. You'll be glad you did.

Contact Macpherson Meistergram at 1-800-627-4776. In Canada, call 905-671-4010.

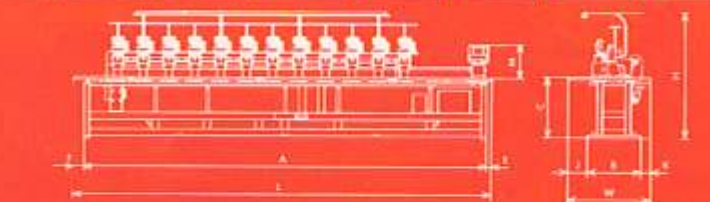
### BENS

#### • MACHINE DIMENSIONS\*

MODEL	L	W	H	A	B	C	D	E	F	G	J	K	M
BENS 15	18'-10.2"	3'-6.75"	5'-10"	18'-2"	2'-7.2"	2'-11"	-	2"	6.3"	-	11.4"	0.2"	19"
BENS 20	19'-11.6"	3'-6.75"	5'-10"	19'-4"	2'-7.2"	2'-11"	-	2"	6.3"	-	11.4"	0.2"	19"

#### • SPECIFICATIONS

MODEL	Needle Space (mm)	Embroidery Area (mm)	Sewing Speed	Continuous Design	Power Supply
BENS 15	320	320x320	200-850 spm**	12.6"x15'-9"	200-240VAC
BENS 20	240	320x240/480	200-850 spm**	12.6"x15'-9"	1 & 3 Phase



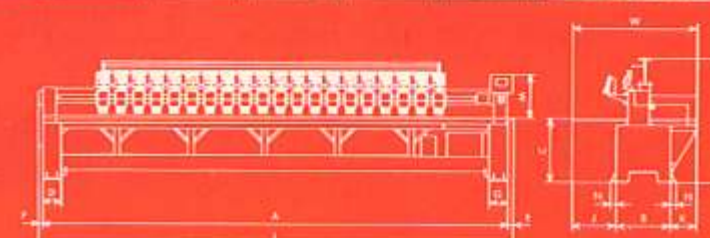
### BENSH

#### • MACHINE DIMENSIONS\*

MODEL	L	W	H	A	B	C	D	E	F	G	J	K	M
BENSH 15	21'-6.3"	5'-6.34"	5'-11"	21'-1"	2'-4.5"	2'-11"	10"	3.15"	2.36"	10"	2"	1'-2.2"	1'-8.3"
BENSH 20	21'-3.1"	5'-6.34"	5'-11"	20'-9.6"	2'-4.5"	2'-11"	10"	3.15"	2.36"	10"	2"	1'-2.2"	1'-8.3"
BENSH 30	25'-5.5"	5'-6.34"	5'-11"	25'-1.2"	2'-4.5"	2'-11"	10"	3.15"	2.36"	10"	2"	1'-2.2"	1'-8.3"

#### • SPECIFICATIONS

MODEL	Needle Space (mm)	Embroidery Area (mm)	Sewing Speed	Continuous Design	Power Supply
BENSH 15	350	600x350	200-850 spm**	1'-11.62"x17'-2.69"	200-240 VA
BENSH 20	240	600x240/480	200-850 spm**	1'-11.62"x15'-9"	1 & 3 Phase
BENSH 30	200	600x200	200-850 spm**	1'-11.62"x19'-8.22"	1 & 3 Phase



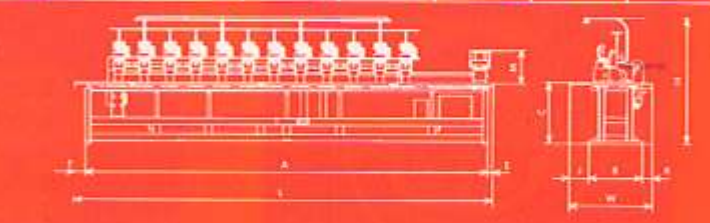
### BENSME

#### • MACHINE DIMENSIONS\*

MODEL	L	W	H	A	B	C	D	E	F	G	J	K	M
BENSME 12	19'-10.5"	3'-11.5"	5'-10"	19'-1.2"	2'-7.2"	2'-11"	-	3"	6.3"	-	11"	5.3"	19"
BENSME 15	23'-7.4"	3'-11.5"	5'-10"	22'-10"	2'-7.2"	2'-11"	-	3"	6.3"	-	11"	5.3"	19"
BENSME 20	23'-7.4"	3'-11.5"	5'-10"	22'-10"	2'-7.2"	2'-11"	-	3"	6.3"	-	11"	5.3"	19"

#### • SPECIFICATIONS


MODEL	Needle Space (mm)	Embroidery Area (mm)	Sewing Speed	Continuous Design	Power Supply
BENSME 12	380	320x380	200-850 spm**	-	200-240VAC
BENSME 15	380	320x380	200-850 spm**	-	1 & 3 Phase
BENSME 20	280	320x280	200-850 spm**	-	1 & 3 Phase



Specifications subject to change without notice. \*Approximate dimensions. \*\*Speed varies depending upon application.


# Macpherson Meistergram

3517 West Wendover Ave. • Greensboro, NC 27407 • USA • (910)294-5165 • Fax:(910)855-0106  
2244 Drew Road, Suite 5 • Mississauga, Ontario L5S 1B1 • Canada • (905)671-4010 • Fax:(905)671-0945



### AVAILABLE MODELS

To provide maximum versatility and flexibility, the NS machine is available in drop table, bridge and flatbed models. Choose from sewing head configurations ranging from 12 to 30 heads. (For complete specifications see back page.)




### SEWING HEAD

Features individual take-up levers. Offers faster speeds - up to 850 stitches per minute. Fewer thread breaks. Easy maintenance. Quiet operation. Nine needles standard.



### DROP TABLE

(Available on Barudan E machines) Great production enhancer! Allows fast and easy conversion between caps, finished garments and flat goods. Lowering the table provides clear framing access and an unobstructed sewing area. Table can be easily raised or lowered by a single operator in a matter of seconds.



### NS AUTOMAT

User-friendly, icon-based controller. Easily recognizable graphics illustrate machine functions.




### PERIMETER TRACE FUNCTION

Great time saver! Choose the correct size frame everytime. This convenient function automatically selects the outer edges of a design and quickly traces the pattern. Costly mistakes due to wrong frame choices are eliminated in mere seconds.

### HIGH-SPEED, HIGH-QUALITY PRODUCTION

NS machines are equipped with production enhancing 5-phase step motors. Increases production capabilities and provides quiet machine operation. Also insures greater still accuracy; thus enhancing quality.



### TUBULAR FRAMING SYSTEM

(Available on Barudan E machines) Allows high-quality stitching on tubular garments. Accommodates today's popular oversized garments and designs. Lightweight, sturdy frames are quickly snapped in and out of place.

### OPTIONAL CAP FRAME SYSTEM

(Available on Barudan E machines) Embroiders finished caps without distortion or puckering. Adjustable to fit a complete range of caps. Choose from five and six-panel models.